

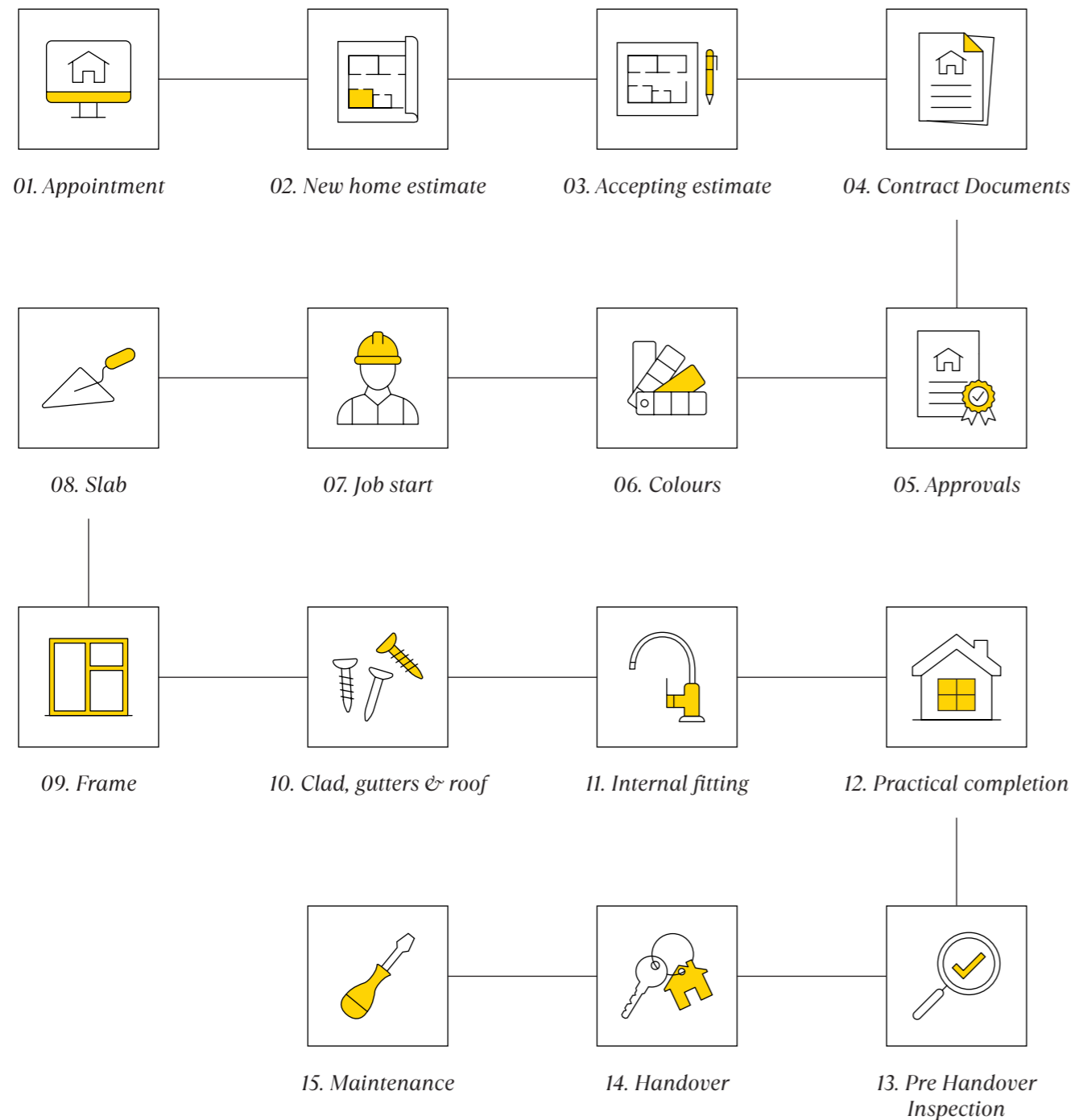
THE BUILD PROCESS

HUNTER
HOMES



Helping you build a lasting legacy

THE BUILD PROCESS MAP



The Hunter Homes Building Process

Build your legacy with Hunter Homes

At Hunter Homes, we're thrilled to partner with you as you embark on your journey towards a new home. Our commitment to supporting you at every stage means that we strive to make your experience as enjoyable and stress-free as possible. Our goal is to keep you well-informed about each step of the process by sharing our expertise with you. With you in mind, we have designed a building process that allows you to stay in the know every step of the way.

STAGE 1 | SALES

Steps 1-3

After selecting the perfect house plan for you and your family, we'll provide you with a comprehensive new home estimate. This estimate will outline our standard inclusions, any current promotional offers, and any customisations made to our standard plan to create your dream home. With this detailed information, you'll have everything you need to confidently choose Hunter Homes as your builder.

STAGE 2 | PRE CONSTRUCTION

Steps 4-7

At this stage we are delighted to introduce you to the Hunter Homes Client Liaison teams who are dedicated to working with you every step of the way. Our highly skilled teams specialise in plan and tender preparation, contract administration, and preparing all the necessary documents required for council submission and site start. During this exciting stage, you will have the pleasure of meeting your Colour Consultant, who will guide you through the process of making selections that will help transform your house into a home.

STAGE 3 | CONSTRUCTION

Steps 8-14

Exciting news! We're happy to announce that we're now on site, and what was once just a vision on paper is finally taking shape. Your dedicated Site Liaison will be your primary point of contact throughout the construction phase and will guide you through the six stages of the building journey. During this stage, you will have the opportunity to schedule six site inspections with your Site Supervisor.

STAGE 4 | WARRANTIES

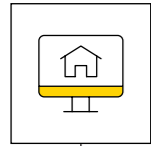
Step 15

Congratulations, your new home is now complete, and our service doesn't stop there! Even after you've received the keys to your new abode, we remain committed to ensuring your satisfaction. For 13 weeks following the handover, we kindly ask you to take note of any issues that may arise and notify us. Our team at Hunter Homes will promptly arrange a meeting with you to identify any defects and make every effort to rectify them as quickly as possible.

PROCESS STAGES

We're here to support you every step of the way

STAGE 1 | SALES

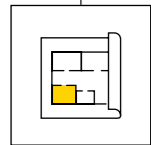


01. Appointment with your new Home Advisor

During this initial appointment, your New Home Advisor will ask you lots of questions about how you see yourself and your family living in the home. Once your New Home Advisor has an understanding of your wants and needs they will guide you to the Hunter Homes designs that will best suit you. Your New Home Advisor will also take the time to walk you through the display home and showcase our expansive range of standard inclusions and options you can use to help turn your house into a home.

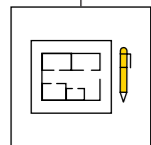
Your New Home Advisor will discuss in detail the following items:

- Floorplan – Design and Modifications
- Furniture – Placement
- Façade – Design Options
- Design & Developer Guidelines (If applicable)
- Doors & Windows – Placement, Style & Direction
- Externals – Materials



02. New Home Estimate Presentation

During this appointment your New Home Advisor will confirm your design, site your home and present you with your New Home Estimate. Your Estimate will outline all of the structural inclusions and itemised costs to build your new home, and as such provides you with an opportunity to ask questions and make sure everything has been accounted for before you proceed.



03. Accepting your New Home Estimate

To accept your New Home Estimate, you will sign off on your concept and siting plan and make an initial preliminary payment. Your New Home Advisor will then conduct a thorough handover with our Contracts Administration Team to ensure that your documents are fully prepared for the pre-construction stage.

STAGE 2 | PRE CONSTRUCTION



04. Contract Documents

After receiving your handover from the Sales team, our Contracts Administrator will gather the necessary documentation to prepare your plans and pricing. They will then arrange a meeting to present your Contract Plans, Consolidated Tender, and Contract Documents.

At this meeting, you will finalise your Contract Plans and Consolidated Tender, make a payment, and enter into a Secondary Preliminary Agreement. This payment will be deducted from the total cost of your home, and your final contract will be issued.

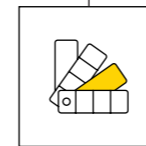
Once you sign the Contract Documents, you'll gain access to the Hunter Homes Client Portal. Here, you can start pre-selecting your colours and stay updated on your new home's progress.



05. Approvals

Once your contract has been signed all relevant applications will be prepared and lodged for approval by our in-house Certification Coordinators. Our Client Liaison Team will notify you once the relevant approvals have been received and we will keep you up to date on the progress of your applications throughout this process.

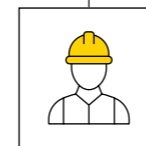
If your land is not yet registered, everything will be prepared and ready for lodging once registration and settlement are complete.



06. Colour Selections Appointment

This is often considered the fun part. After reviewing the options to choose from and pre-selecting your colours on your Hunter Homes Client Portal, you will meet with our experienced Colour Consultant where you will have the opportunity to select from a great range of colours and products to bring your new home to life.

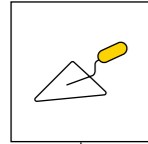
Another exciting part of the journey is the inclusion of lighting and electrical in your Colour Selection Appointment. Our Colour Consultant will guide you through the selection process so you can choose exactly what works for your lifestyle.



07. Job start

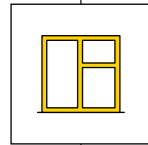
It is at this stage Hunter Homes requests the balance of deposit and once received, we will begin the construction of your new home. You will have the opportunity to meet onsite with your Site Supervisor throughout the building journey. Your Site Liaison will provide you with updates as well as remain your point of contact throughout the construction phase. This very moment the dream of building your new home will start to become a reality as your new home is officially underway!

STAGE 3 | CONSTRUCTION




08. Slab Preparations

Here is where your dream starts taking shape, and where we lay the foundations of your new home. Your home is marked out and prepared for the slab. Once complete, you will be able to meet your Site Supervisor onsite.



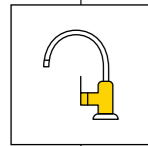
09. Frame Install

At this stage the wall frames, roof trusses and windows will be installed. You will be provided an opportunity to walk through your home with your Site Supervisor once this stage is also complete.



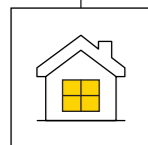
10. Installation of External Cladding, Gutters & Roofing

The installation of your external materials now happens. You will also see roof and gutters appear along with electrical and plumbing. Again, you will be provided with the opportunity to walk through your home with your Site Supervisor.




11. Installation of Internal Walls, Kitchen, Bathroom and Tiling

Your gyprock is installed at this stage, and tiling commences, as well as the installation of cabinetry in your kitchen and bathroom. At this stage we also commence painting. This is the point where your dream kitchen and bathrooms will start to take shape. Again, we will provide you with an opportunity to walk through your home.




12. Practical Completion

This is where the trades will return to site and install all your fittings. At this stage, your flooring will be installed ready for your Pre Handover Inspection with your Site Supervisor and Site Liaison.



13. Pre Handover Inspection

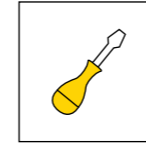
This is where you will meet your Site Supervisor and Site Liaison on site to confirm that all the items identified in your Practical Completion inspection have been addressed.



14. Handover

This is the part that the team here at Hunter Homes loves the most! This is the day where you will receive the keys to your brand new Hunter Home. Your Site Liaison will arrange a mutually convenient time to meet with you at your future home to take you through all necessary documentation such as operation manuals and warranty information.

STAGE 4 | WARRANTIES



15. Maintenance

The service from the team at Hunter Homes continues even after construction is complete, as we believe it is just as important as the construction phase. Any minor maintenance items that occur within the 13-week maintenance period will be attended to by your Maintenance Supervisor.

APPOINTMENT INFORMATION

Here at Hunter Homes, we know that building is one of the biggest investments you will make in your lifetime. As such, it is important that all parties listed on the contract are available for two separate and important appointments to be held at our office. These appointments will be held during the pre-construction stage of your journey. Our office hours are Monday – Thursday, 9am – 5pm and Friday 9am – 2pm.

We advise that only parties listed on your building contract are to attend these appointments. If you have children, we kindly ask that alternate arrangements are made to ensure the time with your consultant is efficient and focused.

Appointment 1

Contract Plans & Consolidated Tender Confirmation

You will be required to attend a meeting at our office with your Contracts Administrator to be presented with your Contract Plans and Consolidated Tender.

This meeting finalises everything previously discussed with your New Home Advisor. You will then sign your Contract Documents including your HIA Building Contract.

Appointment 2

Colour Selections

You will be required to attend a meeting at the Hunter Homes HQ in Heatherbrae with your Colour Consultant to complete the Colour Selections for your new home.

This is where all the magic happens! It's time to add your unique style to your home by choosing all the colours, fixtures & accessories in your home.

Appointment 3-9

Site Meetings

You will be able to attend a meeting onsite with your Site Supervisor at each progress stage to experience your home come to life.

These meetings will be arranged via your Site Liaison and held onsite between Monday – Friday.



Hunter Homes Head Office

1300 289 466

11 Hank Street, Heatherbrae
NSW 2324



**BUILDING
LEGACY.**